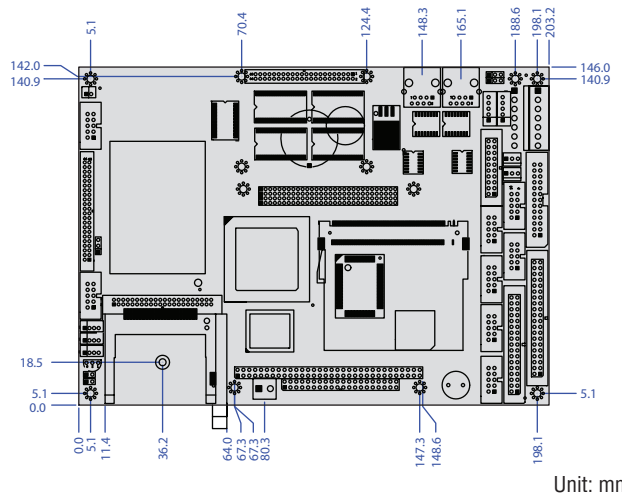


NAK-6240

256MB/6S/2USB/GPIO/VGA/LCD/AUDIO/2LAN/CF



Specifications

CPU Chipset	VIA Mark CoreFusion 533MHz VIA VT82C686B
Bus	PC/104, PCI-104 standard compliant
BIOS	AMI BIOS
System Memory	Onboard 256 SDRAM
Cache	L1:64KB L2:64KB
VGA	Integrated 2D/3D AGP4X graphics with MPEG2 Accelerator Shared system memory 8M/16M/32M VGA, SVGA, XGA, SXGA and DSTN/TFT Flat Panel interface support
LAN	Realtek 8100B 10/100Mbps Ethernet Controller Half/Full duplex capability
Audio	VIA VT1612A AC97 CodecFull compatible with AC97 2.2 version
Flash Disk Support	MSTI EmbedDisk Module (16MB and above) Compact Flash Type I/II
I/O Interface	Enhanced IDE port (UltraDMA-100 / 66 / 33) x1 FDD port x1 RS-232 port x4 RS-232/485 port x2 Parallel port x1 16-bit GPIO port x1 USB port x2 (Ver 1.1) 10/100Mbps Ethernet port x2
Connectors	0.8mm 124-pin Mini-PCI card connector x1 2.0mm 44-pin box header for LCD connector x1 2.0mm 4-pin wafer for Line-in/Line-out/MIC-in x3 2.54mm 40-pin box header for IDE x1 2.54mm 34-pin box header for FDD x1 2.54mm 26-pin box header for Printer x1 2.54mm 10-pin box header for RS-232 x6 2.54mm 10-pin box header for USB x2 2.54mm 5-pin box header for Keyboard x1 2.54mm 5-pin box header for Mouse x1 2.54mm 3-pin header for RS-485 x2 2.54mm 20-pin box header for 16-bit GPIO x1 2.54mm 2-pin header for Reset x1 2.54mm 4-pin header for +12V, +5V, +5VDC-in x1 External RJ45 connector for Ethernet x2 Type I/II Compact Flash slot x1

Power Requirements	Single Voltage +5V @ 2.5A
Weight	310 g
Board Size	146 X 203mm (5.75 x 8 inches)
Operating Temperature	-20°C ~ +60°C



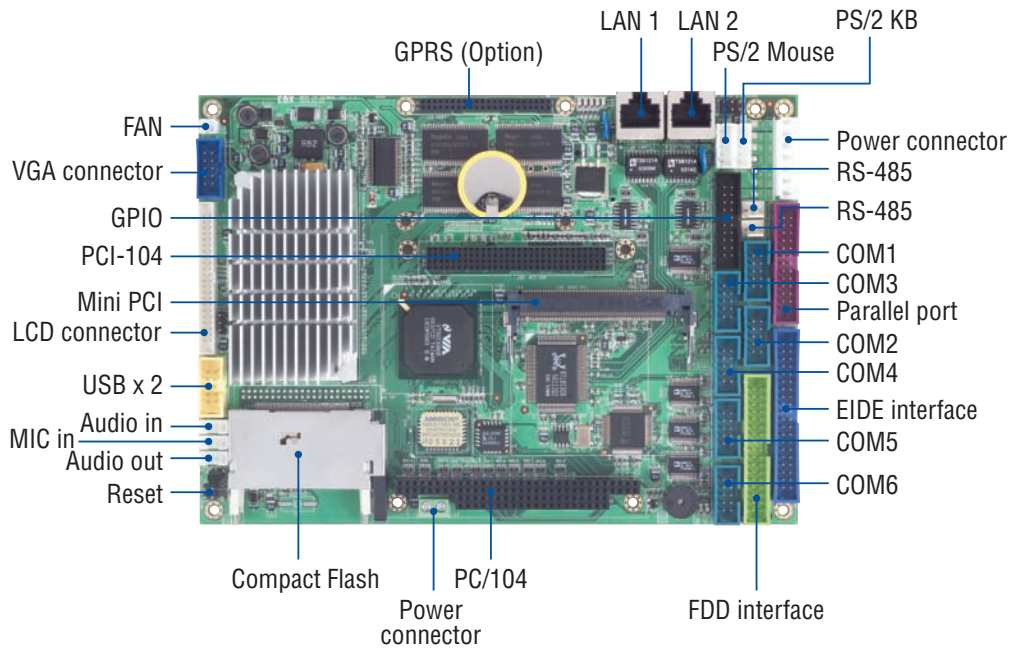
PCM-6240 with x-PCI Wireless LAN kit

Packing List

- PCM-6240
- CD for User's Manual & Driver x1
- Cable
 - RS-232 (2.54) X 6
 - VGA (2.54) X 1
 - USB (2.54) X 1
 - AT BUS X1
 - PRINT (2.54) X1
 - AUDIO LINE X 3
 - PS2 KB White X 1
 - PS2 KB (TEST) Black X1

Ordering information

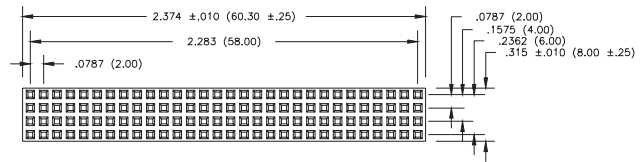
- **PCM-6240** Vega86 EBX CPU Module with 256MB SDRAM



Default Setting of IRQ Mapping

IRQ#	Description
IRQ0	System Timer
IRQ1	Keyboard Controller
IRQ2	Cascade for IRQ8 - 15
IRQ3	Serial Port 2
IRQ4	Serial Port 1
IRQ5	Serial Port 5
IRQ6	Floppy Disk Controller
IRQ7	Parallel Port 1
IRQ8	Real Time Clock
IRQ9	USB
IRQ9	Ethernet 10/100M LAN #1
IRQ9	Ethernet 10/100M LAN #2
IRQ9	Audio
IRQ10	Serial Port 3
IRQ11	Serial Port 4
IRQ12	PS/2 Mouse
IRQ13	Math Coprocessor
IRQ14	Hard Disk Controller
IRQ15	Serial Port 6

PCI 104 Bus Signal Assignments



Pin	A	B	C	D
1	GND	NC	+5V	AD00
2	+5V	AD02	AD01	+5V
3	AD05	GND	AD04	AD03
4	C/BE0	AD07	GND	AD06
5	GND	AD09	AD08	GND
6	AD11	+5V	AD10	GND
7	AD14	AD13	GND	AD12
8	+3.3V	C/BE1	AD15	+3.3V
9	SERR	GND	SBO	PAR
10	GND	PERR	+3.3V	NC
11	STOP	+3.3V	LOCK	GND
12	+3.3V	TRDY	GND	DEVSEL
13	FRAME	GND	IRDY	+3.3V
14	GND	AD16	+3.3V	C/BE2
15	AD18	+3.3V	AD17	GND
16	AD21	AD20	GND	AD19
17	+3.3V	AD23	AD22	+3.3V
18	IDSEL0	GND	IDSEL1	IDSEL2
19	AD24	C/BE3	+5V	IDSEL3
20	GND	AD26	AD25	GND
21	AD29	+5V	AD28	AD27
22	+5V	AD30	GND	AD31
23	REQ0	GND	REQ1	+5V
24	GND	REQ2	+5V	GNT0
25	GNT1	+5V	GNT2	GND
26	+5V	CLK0	GND	CLK1
27	CLK2	+5V	CLK3	GND
28	GND	INTD	+5V	PCIRST
29	+12V	INTA	INTB	INTC
30	-12V	NC	NC	GND

All Specifications are subject to change without notice.

1

Mity/Tiny Module

2

PC/104 Module

3

3.5"/ATX/EBX Module

4

Half-Size Module

5

Peripheral Module

6

Display Product Series

7

Accessories